

Nextiva text and picture messaging

Send messages using your business phone number.

Use the Nextiva Mobile App to send text messages (SMS) and picture messages (MMS) to communicate with customers and colleagues using your Nextiva business phone number.

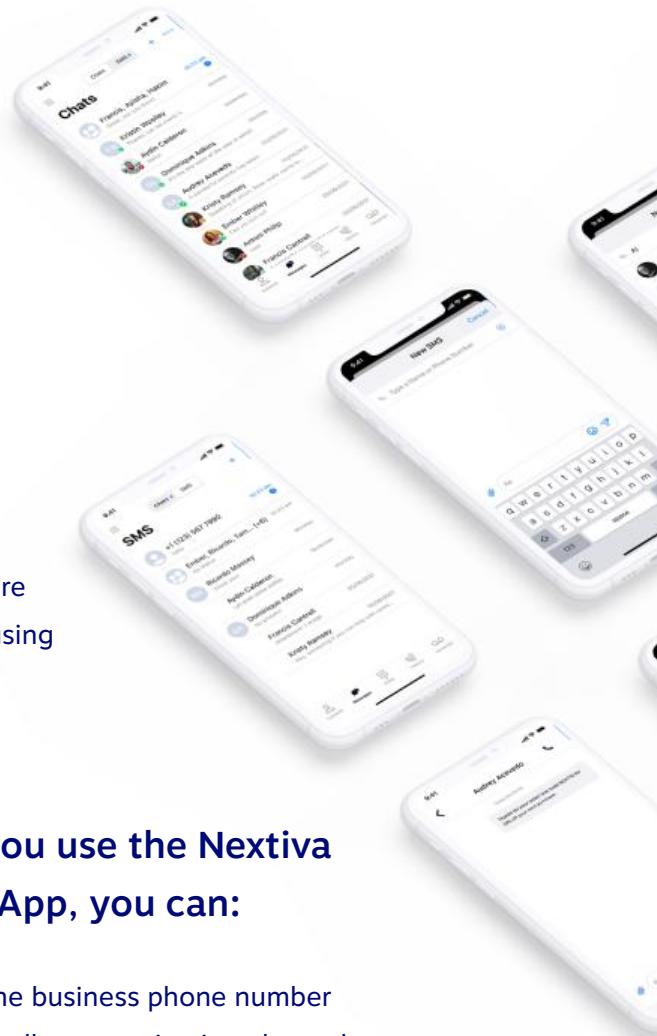
Use text or picture messages to:

- ✓ Announce sales or promotions.
- ✓ Deliver appointment reminders and confirmations.
- ✓ Build rapport and gain customer feedback.

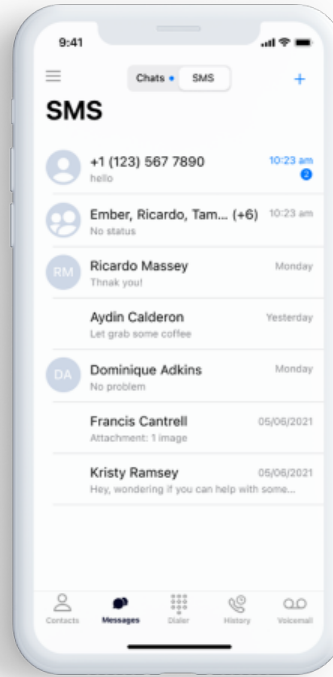
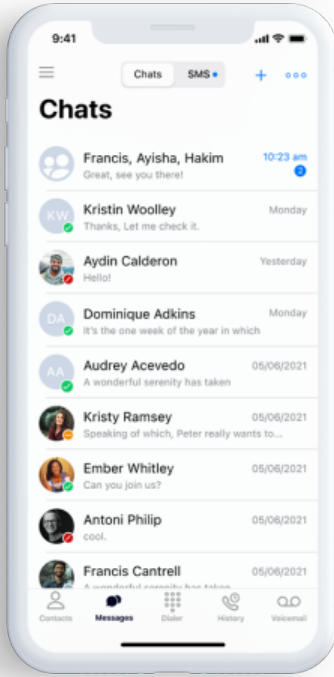
When you use the Nextiva Mobile App, you can:

- ✓ Use one business phone number across all communication channels.
- ✓ Respond professionally from anywhere, using your business phone number even if you're on your personal device.
- ✓ Save time by using one app to manage all your customer contacts and communications.

Gartner reports SMS open and response rates as high as 98% and 45%, respectively — in contrast to corresponding figures of 20% and 6% for email.

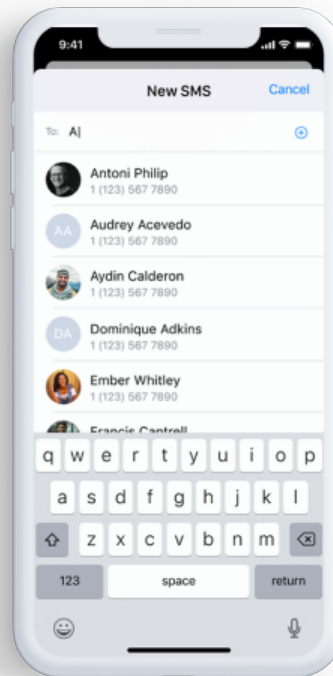
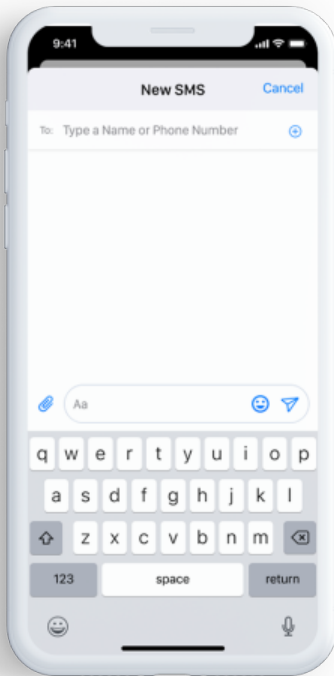


How it works:



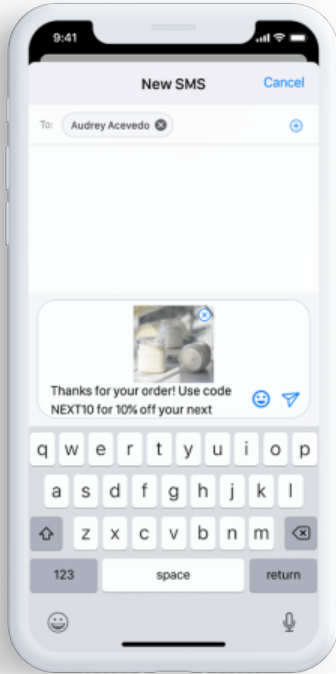
1. Open up the Nextiva Mobile App.

2. Select the messages section.

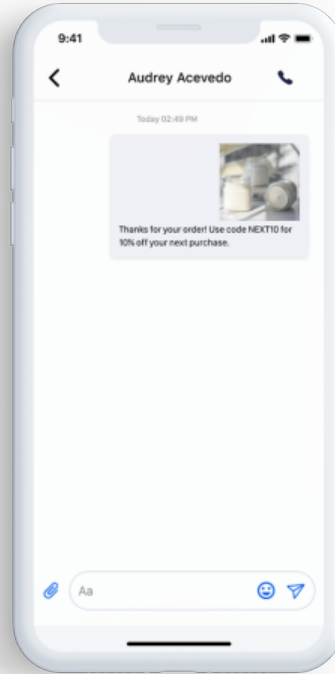


3. Tap the plus sign to start a new text or picture message conversation.

4. Select the recipients (include up to 100 contacts on a group message).



5. Type your message, and tap the paperclip icon to add an image or gif (less than 2 MB).



6. Tap the send icon.

Respond to your customers and colleagues even when you're on the go, maintaining the professionalism of your business phone number.

Visit channel.nextiva.com to learn more.

“

“The mobility features are amazing for our franchisees. They're always on the move, and the Nextiva App is helpful. It's like they have a desk phone with them at all times!”

Kieran S., Sr. Franchise Business Coach, Buzz Franchise Brands